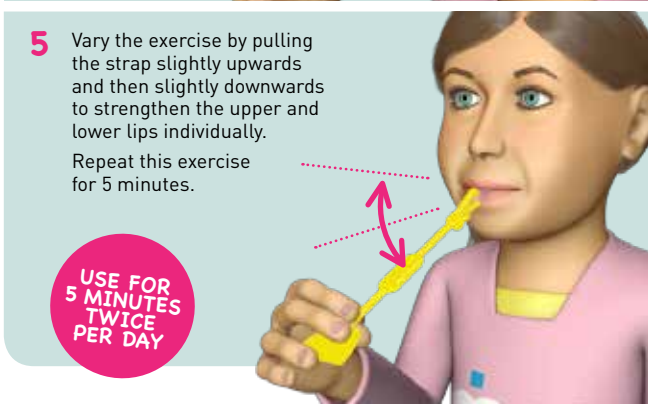
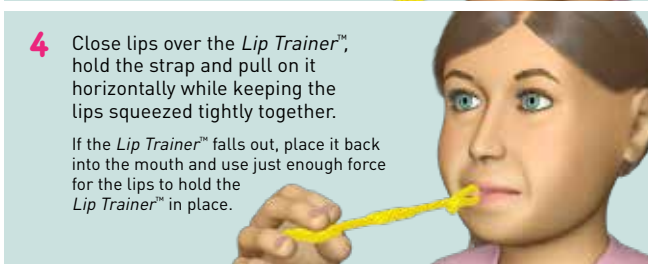
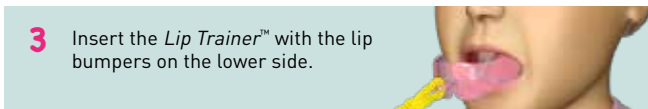
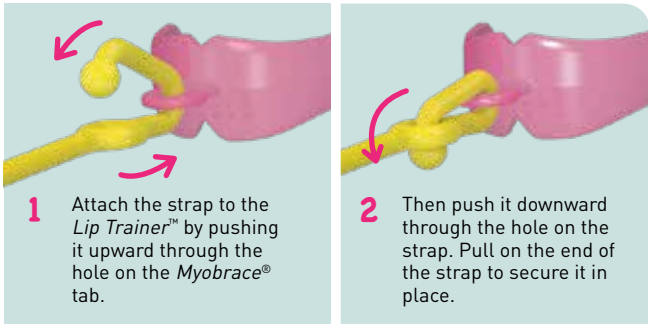


Lip Trainer™ Indications For Use:

The Lip Trainer™ should be used for 5 minutes twice daily.



The Lip Trainer™ and Lip Seal Trainer are used with The Myobrace® System by MRC

Modern research has shown that mouth breathing, incorrect tongue position and swallowing habits cause misaligned teeth and poor jaw development. One of the most important ways to correct this is by keeping the lips together and breathing through the nose. Although The Myobrace® System addresses those habits, most children will need additional exercises to achieve this goal.

The Lip Trainer™ is used to stretch and strengthen the lip muscles, while the Lip Seal Trainer teaches the lips to stay together at all times when not speaking.

Correct Jaw Development requires the lips to stay together.

A mouth breathing child will not develop their jaws correctly, resulting in a longer face and crowded teeth. Also, the medical profession has shown this leads to sleep-related health problems.

By keeping the lips together, the tongue assists correct growth and the lips no longer restrict lower jaw growth. The Lip Trainer™ can be used for patients of any age, in combination with the Trainer or Myobrace® Systems.

CLEANING THE LIP TRAINER™: Clean your Lip Trainer™ under warm running water every time you remove it from your mouth. Use Myoclean™ tablets to correctly clean once every week. Ask your Doctor about Myoclean™, the recommended cleaning agent for all MRC appliances.

CAUTION: CHILDREN MUST BE SUPERVISED BY AN ADULT WHEN USING THE LIP TRAINER™.

Lifetime use: 6 months based on everyday wear.
Replace after 12 months regardless of wear time.

Lip Trainer™ by Myofunctional Research Co.
Myofunctional Research Co. Australia:
44 Siganto Drive, Helensvale QLD 4212 Australia
Tel: +61 7 5573 5999

USA Representative:
Myofunctional Research Co. USA
9267 Charles Smith Avenue, Rancho Cucamonga CA 91730 USA
PO Box 2781, Rancho Cucamonga CA 91730 USA
Tel: +1 866 550 4696

European Representative:
Myofunctional Research Europe B.V.
Gompensstraat 21c 5145 RM Waalwijk The Netherlands
P.O. Box 718, 5140 AS Waalwijk The Netherlands
Tel: +31 416 651 696

Single Patient Use.
MYOFUNCTIONAL RESEARCH CO.
INNOVATIVE DENTAL APPLIANCE
TECHNOLOGY AND EDUCATION




LipTrainer_INS_0519_ENG_v5.2.9

myoTALEA®
TONGUE AND LIP
EXERCISE APPLIANCE

TWO APPLIANCES
IN ONE



IMPROVES
LIP STRENGTH AND LIP SEAL



www.myobrace.com

PATENTS PENDING WORLDWIDE, FOR MORE INFORMATION VISIT MYORESEARCH.COM

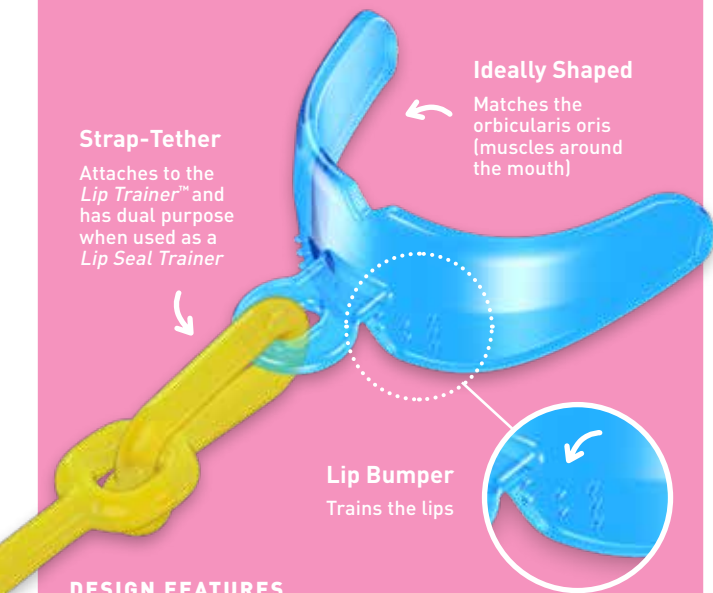


LIP STRENGTH

The *Lip Trainer*™ is designed to be used in conjunction with other appliances in the *Trainer* and *Myobrace*® Systems.

Mouth breathing children cannot close their lips without a lot of strained lip activity which is detrimental to jaw growth.

The *Lip Trainer*™ improves and helps to obtain lip seal, while strengthening and stretching the lower lip muscles to reduce their overactivity when swallowing.



DESIGN FEATURES



LIP SEAL

The *Lip Seal Trainer* is designed to be used in combination with the *Lip Trainer*™ to improve lip seal, strengthen lip muscles and stretch the lower lip muscles to reduce their overactivity on swallow.




DESIGN FEATURES

The *Lip Seal Trainer* has dual purpose, serving as a standalone device as well as a tether for the *Lip Trainer*™

Multiuse of the *Lip Seal Trainer*

The *Lip Seal Trainer* assists in training the lips to stay together and improve lip strength. This is essential for the correction of chronic mouth breathing. For children with poor lip seal and open mouth posture, the device includes features which allow progression of lip competency. The *Training Board* feature can be used as a starting point for the first month before progressing to the *Lip Seal Spade*.



Lip Seal Trainer Indications For Use:

It is recommended that the *Lip Seal Trainer* is firstly used in combination with the *Myobrace*®.

- 1 Place the *Lip Seal Trainer* between the lips with the end touching the *Myobrace*® then lightly close the lips enough to hold it in place. Continue this for 10 minutes when you are wearing the *Myobrace*®.
- 2 Remove the *Myobrace*® and use the *Lip Seal Trainer* on its own for another 2 minutes. Combine with 5 minutes of *Lip Trainer*™ use, twice daily, or as instructed by your practitioner.

These instructions may vary based on your individual needs as indicated by your practitioner.

