

The logo for myobrace, featuring the brand name in a white, lowercase, sans-serif font. The letters 'o', 'b', and 'r' are connected by a blue horizontal line that forms a continuous shape. A registered trademark symbol (®) is located at the top right of the 'e'.

myobrace®

FOR ADULTS

PERMANENT
DENTITION

USE FOR
ONE HOUR
EVERY DAY
AND WHILE
SLEEPING

A large, stylized logo consisting of a large letter 'A' and a smaller number '3' to its right. The 'A' is filled with a gradient from purple at the top to dark blue at the bottom. The '3' is also filled with a similar gradient. Both letters have a metallic, reflective border and are set against a background of flowing, translucent purple and blue waves.

www.myobrace.com

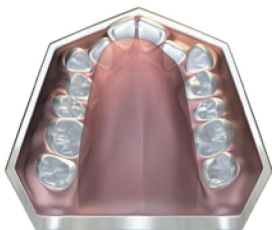
WORLDWIDE PATENTS, FOR MORE INFORMATION VISIT MYORESEARCH.COM

What causes orthodontic problems?


The majority of our children will develop crowded teeth and incorrect jaw alignment. Modern research has shown that mouth breathing, tongue thrusting, reverse swallowing and thumb sucking – known as incorrect myofunctional habits – are the real causes of crooked teeth. These habits limit the development of the child's jaws and face resulting in orthodontic problems. These causes cannot be corrected with fixed braces.

Normal vs Crowded teeth

The function of the tongue, cheeks and lips determines tooth position. Correct facial growth depends on correct function and breathing patterns.



**CROWDED
UPPER ARCH**



**NORMAL
UPPER ARCH**

NOTE: TOOTH SIZE HAS NOT CHANGED

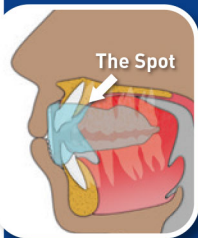
How it works

MRC has pioneered the use of appliances to correct myofunctional habits in growing children and has proven success in orthodontic correction without braces. This treatment can also lead to better facial development in growing children. The key to this treatment is correcting the position and function of the tongue, obtaining correct nose breathing and retraining the oral muscles to function correctly. Although these corrections are more difficult in adult patients, the treatment principles are the same to obtain optimum results.

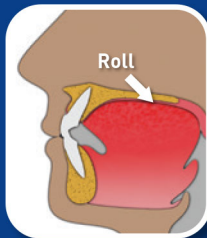
Goals of treatment:

- Lips together at all times except when speaking or eating.
- Breathe through the nose, to assist the development of the upper and lower jaws, and to achieve the correct bite.
- No lip activity when swallowing, which allows the front teeth to develop correctly.
- Improved dental alignment.
- Improved facial development.

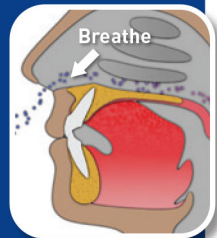
For the *Myobrace*® to work, you must correct your poor myofunctional habits.



Correct rest position



Correct swallowing pattern




Breathing awareness

Myobrace® for Adults

Myobrace® for Adults is a three-stage appliance system suitable for the permanent dentition. *Myobrace® for Adults* appliance series incorporates many of *MRC's* proven appliance design principles, including features that correct poor oral habits, while applying light forces to align the teeth.

Myobrace® for Adults - design features

Stage three - final alignment and retention.



Firm polyurethane construction - provides excellent retention.

Hollow tongue tag, tongue guard and elevators - train the tongue to sit in final correct position.

Extended lip bumper and high sides - discourage strong, overactive lips and facial muscles.



Directions for use:

Use your *Myobrace*[®] appliance for one to two hours each day plus overnight while sleeping.

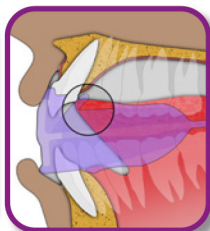
Your teeth may become slightly tender in the early stages of treatment. This is quite normal, but if soreness becomes excessive, decrease application time and advise your doctor.



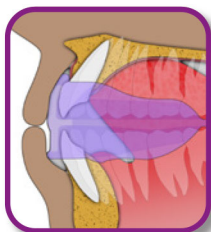
Step 1 – Hold the *Myobrace*[®] with the tongue tag facing up.



Step 2 – Place the *Myobrace*[®] into your mouth.



Step 3 – Keep your tongue positioned on the tongue tag.



Step 4 – Close down on the *Myobrace*[®] and feel it working to align your front teeth and jaws.



Step 5 – Keep your lips together and breathe through your nose.

Do not chew on your *Myobrace*[®]!

May fall out at night while sleeping in initial stages of treatment. If this happens increase daytime use.

Indications for use

***Myobrace® for Adults* is a three-stage appliance system designed specifically to treat malocclusion in adults.**

The appliances correct poor myofunctional habits which are the cause of crooked teeth, while providing light forces to assist in expanding the upper jaw and aligning the teeth into their correct position.

Treatment considerations

Treatment time can differ depending on the biological adaptability of each patient. The *Myobrace®* appliance must be used daily for a successful outcome.

Regular monitoring by your dentist or orthodontist is essential for successful treatment and to avoid unwanted treatment complications.

Cleaning your *Myobrace®*: Clean your *Myobrace®* appliance under warm running water every time you remove it from your mouth. Use *Myoclean™* tablets to correctly clean twice every week. Ask your doctor or dental therapist about *Myoclean™*, the recommended cleaning agent for all *Myobrace®* appliances.

CAUTION: USE ONLY UNDER THE SUPERVISION OF A LICENSED ORTHODONTIST OR DENTIST.

Lifetime use: 6 months based on everyday wear. Replace after 12 months regardless of wear time.



Myobrace® by Myofunctional Research Co.
Myofunctional Research Co. Australia
44 Siganto Drive, Helensvale QLD 4212 Australia
Tel: +61 7 5573 5999

USA Representative:
Myofunctional Research Co. USA
9267 Charles Smith Avenue, Rancho Cucamonga CA 91730 USA
PO Box 2781, Rancho Cucamonga CA 91730 USA
Tel: +1866 550 4696

EC REP **European Representative:**
Myofunctional Research Europe B.V.
Gompenstraat 21c 5145 RM Waalwijk The Netherlands
P.O. Box 718, 5140 AS Waalwijk The Netherlands
Tel: +31 416 651 696

Single Patient Use.



MYOFUNCTIONAL RESEARCH CO.

INNOVATIVE DENTAL APPLIANCE TECHNOLOGY AND EDUCATION



KEEP OUT OF DIRECT SUNLIGHT

NON STERILE
CLEAN BEFORE USE