



**myobrace**<sup>®</sup>

STRAIGHT TEETH THE NATURAL WAY

**FOR ADULTS**

PERMANENT  
DENTITION

USE FOR  
ONE HOUR  
EVERY DAY  
AND WHILE  
SLEEPING

**A<sup>2</sup>**

[www.myobrace.com](http://www.myobrace.com)

WORLDWIDE PATENTS, FOR MORE INFORMATION VISIT [MYORESEARCH.COM](http://MYORESEARCH.COM)

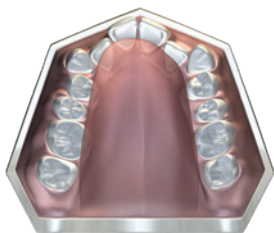
## What causes orthodontic problems?

The majority of our children will develop crowded teeth and incorrect jaw alignment. Modern research has shown that mouth breathing, tongue thrusting, reverse swallowing and thumb sucking (known as incorrect myofunctional habits) are the real causes of crooked teeth.


These habits limit the development of the child's jaws and face resulting in orthodontic problems. These causes cannot be corrected with fixed braces.

### Normal vs crowded teeth

The function of the tongue, cheeks and lips determines tooth position. Correct facial growth depends on correct function and breathing patterns.



Crowded upper arch from incorrect tongue position



Normal upper arch developed by the tongue

**NOTE: TOOTH SIZE HAS NOT CHANGED**

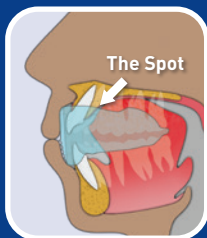
# How it works

MRC has pioneered the use of appliances to correct myofunctional habits in growing children and has proven success in orthodontic correction without braces. This treatment can also lead to better facial development in growing children. The key to this treatment is correcting the position and function of the tongue, obtaining correct nose breathing and retraining the oral muscles to function correctly. Although these corrections are more difficult in adult patients, the treatment principles are the same to obtain optimum results.

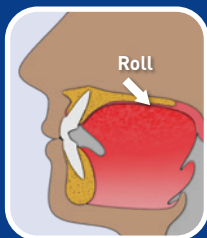
## Goals of treatment:

- Lips together at all times except when speaking or eating;
- Breathe through the nose, to assist the development of the upper and lower jaws, and to achieve the correct bite;
- No lip activity when swallowing, which allows the front teeth to develop correctly;
- Improved dental alignment;
- Improved facial development.

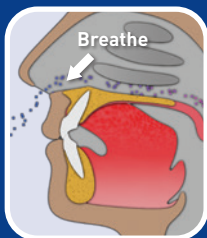
**For the *Myobrace*® to work, you must correct your poor myofunctional habits.**



Correct rest position



Correct swallowing pattern



Breathing awareness

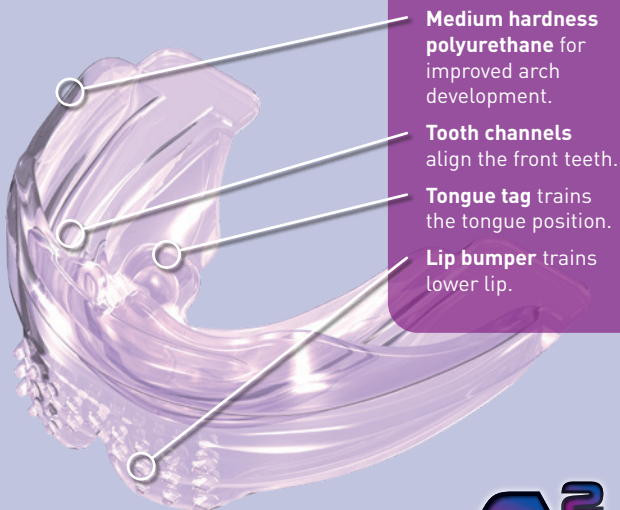
## Myobrace® for Adults

*Myobrace® for Adults* is a three-stage appliance system suitable for the permanent dentition.

*Myobrace® for Adults* appliance series incorporates many of *MRC's* proven appliance design principles, including features that correct poor oral habits, while applying light forces to align the teeth.

### Myobrace® for Adults A2 – Design features

Stage two – Arch development



**Medium hardness polyurethane** for improved arch development.

**Tooth channels** align the front teeth.

**Tongue tag** trains the tongue position.

**Lip bumper** trains lower lip.

**A<sup>2</sup>**

## Directions for use

Use your *Myobrace*® appliance for one to two hours each day plus overnight while sleeping.

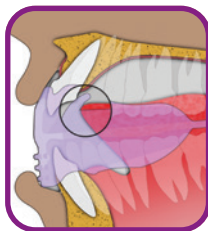
Your teeth may become slightly sensitive in the early stages of treatment. This is quite normal but, if pain becomes excessive, decrease application time and advise your doctor.



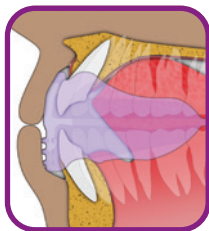
**Step 1** – Hold the *Myobrace*® with the tongue tag facing up.



**Step 2** – Place the *Myobrace*® into your mouth.



**Step 3** – Keep your tongue positioned on the tongue tag.



**Step 4** – Close down on the *Myobrace*® and feel it working to align your teeth and jaws.



**Step 5** – Keep your lips together and breathe through your nose.

**Do not chew on your *Myobrace*®!**

**May fall out at night while sleeping in initial stages of treatment. If this happens, increase daytime use.**

# Indications for use

***Myobrace® for Adults* is a three-stage appliance system designed specifically to treat malocclusion in adults.**

The appliances correct poor myofunctional habits, which are the cause of crooked teeth, while providing light forces to assist in expanding the upper jaw and aligning the teeth into their correct position.

## Treatment considerations

Treatment time can differ depending on the biological adaptability of each patient. The *Myobrace®* appliance must be used daily for a successful outcome.

Regular monitoring by your dentist or orthodontist is essential for successful treatment and to avoid unwanted treatment complications.

**Cleaning your *Myobrace®*:** Run your *Myobrace®* appliance under warm water every time you remove it from your mouth and allow it to dry. We recommend using *Myoclean™* tablets for all your oral appliances twice a week. Ask your practitioner about *Myoclean™*.

## CAUTION: USE UNDER THE SUPERVISION OF AN ORTHODONTIST OR DENTIST.

Lifetime use: 6 months based on everyday wear. Replace after 12 months regardless of wear time. At the first signs of appliance cracking, damage or discolouration, speak to your health practitioner.



**Myobrace® by Myofunctional Research Co.**  
**Myofunctional Research Co. Australia**  
44 Siganto Drive, Helensvale QLD 4212 Australia  
Tel: +61 7 5573 5999

### USA Representative:

Myofunctional Research Co. USA  
9267 Charles Smith Avenue, Rancho Cucamonga CA 91730 USA  
PO Box 2781, Rancho Cucamonga CA 91730 USA  
Tel: +1 866 550 4696



### Europe Representative:

Myofunctional Research Europe B.V.  
Gompensstraat 21c 5145 RM Waalwijk The Netherlands  
P.O. Box 718, 5140 AS Waalwijk The Netherlands  
Tel: +31 416 651 696



**MYOFUNCTIONAL RESEARCH CO.**

INNOVATIVE DENTAL APPLIANCE TECHNOLOGY AND EDUCATION



SINGLE PATIENT  
MULTIPLE USE



KEEP OUT  
OF DIRECT  
SUNLIGHT



CLEAN  
BEFORE USE