


**myoTALEA**<sup>®</sup>  
TONGUE AND LIP  
EXERCISE APPLIANCE

**Lip seal  
trainer.**



**IMPROVES  
LIP SEAL**



**[www.myobrace.com](http://www.myobrace.com)**

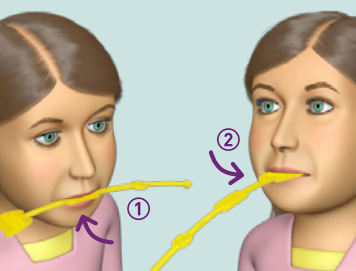
PATENTS PENDING WORLDWIDE,  
FOR MORE INFORMATION VISIT  
[MYORESEARCH.COM](http://MYORESEARCH.COM)

## Multiuse of the *Lip Seal Trainer*

The *Lip Seal Trainer* assists in training the lips to stay together and improve lip strength. This is essential for the correction of chronic mouth breathing. For children with poor lip seal and open mouth posture, the device includes features which allow progression of lip competency. The *Training Board* feature can be used as a starting point for the first month before progressing to the *Lip Seal Spade*.

① Using the *Training Board*

② Using the *Lip Seal Spade*



## *Lip Seal Trainer* Indications For Use:

It is recommended that the *Lip Seal Trainer* is firstly used in combination with the *Myobrace*® appliance.

1 Place the *Lip Seal Trainer* between the lips with the end touching the *Myobrace*® appliance then lightly close the lips enough to hold it in place. Continue this for 10 minutes while you are wearing the *Myobrace*® appliance.

2 Remove the *Myobrace*® appliance and use the *Lip Seal Trainer* on its own for another 2 minutes. Combine with 5 minutes of *Lip Trainer*™ use, twice daily, or as instructed by your practitioner.

These instructions may vary based on your individual needs as indicated by your practitioner.

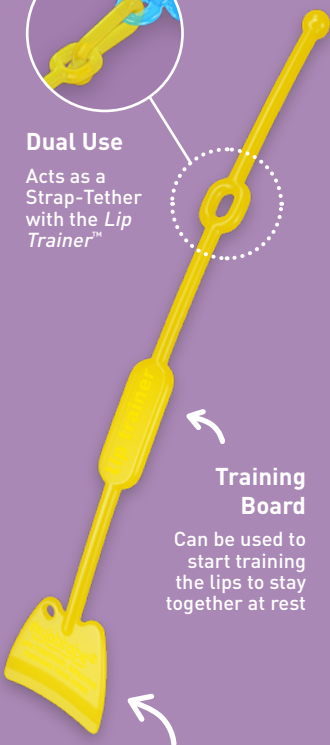
# Lip Seal trainer.

The *Lip Seal Trainer* is designed to be used in combination with the *Myotalea® Lip Trainer™*, to improve lip seal, strengthen lip muscles and stretch the lower lip muscles to reduce their overactivity on swallow.



## Dual Use

Acts as a Strap-Tether with the *Lip Trainer™*



## Training Board

Can be used to start training the lips to stay together at rest

## Lip Seal Spade

Trains the lips to stay together at rest. Use only when competent with *Training Board*

**DESIGN FEATURES**

## The *Lip Seal Trainer* is used with *The Myobrace® System* by *MRC*

Modern research has shown that mouth breathing, incorrect tongue position and swallowing habits cause misaligned teeth and poor jaw development. One of the most important ways to correct this is by keeping the lips together and breathing through the nose. Although *The Myobrace® System* addresses those habits, most children will require additional exercises to achieve these treatment goals.

**Correct jaw development requires the lips to stay together.**

The *Lip Seal Trainer* teaches the lips to stay together at all times when not speaking.

### CLEANING THE LIP SEAL TRAINER:

Clean your *Lip Seal Trainer* appliance under warm running water every time you remove it from your mouth. Use *Myoclean™* tablets to correctly clean twice every week. Ask your doctor or dental therapist about *Myoclean™*, the recommended cleaning agent for all *Myobrace®* appliances.

**CAUTION:  
CHILDREN MUST BE SUPERVISED BY AN ADULT WHEN USING THE LIP SEAL TRAINER.**

Lifetime use: 6 months based on everyday wear. Replace after 12 months regardless of wear time.

*Single Patient Use.*



**MYOFUNCTIONAL  
RESEARCH CO.**

INNOVATIVE DENTAL APPLIANCE  
TECHNOLOGY AND EDUCATION



**Myofunctional Research Co.**

Myofunctional Research Co. Australia:

44 Siganto Drive,  
Helensvale QLD 4212 Australia  
Tel: +61 7 5573 5999

USA Representative:

Myofunctional Research Co. USA  
9267 Charles Smith Avenue,  
Rancho Cucamonga CA 91730 USA  
PO Box 2781,  
Rancho Cucamonga CA 91730 USA  
Tel: +1 866 550 4696



European Representative:

Myofunctional Research Europe B.V.  
Gompensstraat 21c  
5145 RM Waalwijk The Netherlands  
P.O. Box 718,  
5140 AS Waalwijk The Netherlands  
Tel: +31 416 651 696

