

## GETTING STARTED

### Step 1 - Research

Your first step is to review [myoresearch.com](http://myoresearch.com). This website provides detailed information on myofunctional orthodontics and MRC's appliance systems and it will allow you to start treating cases.

### Step 2 - Contact an MRC representative

Contact your MRC representative to get further information about the appliances and treatment methods. The representative can also provide you with information about MRC's courses, along with giving you access to doctor, staff and patient education media.

### Step 3 - Attend a course

Our courses will equip you with the ability to treat a wider range of cases and achieve better patient compliance - all while experiencing increased profitability. Attending one of our courses will allow you to practice in a new and profitable technique that can be applied to most cases.

### Attend one of MRC's seminars for hands-on training

Gaining the latest knowledge and developments in dental technologies is vital for practitioners looking to diversify themselves in a highly competitive market.

With international doctor and staff training facilities in USA, Europe and Australia, MRC provides dental professionals with a practical clinical approach to the treatment of malocclusion, airway dysfunction and TMJ disorder, using MRC's appliance systems.

MRC seminars will teach you the myofunctional evaluation system that identifies breathing and myofunctional problems limiting facial growth and causing malocclusion, as well as provide you with the ability to treat myofunctional problems evident in almost every child.

Detailing everything from clinical procedures, live demonstrations and patient education, the training seminars also serve as a great introduction for doctors wanting to become a Myobrace® Member or Certified Provider. Contact your nearest MRC representative or visit [myoresearch.com](http://myoresearch.com) for more details.



Patient Education



Practice Layout and Management Systems



International Training Facilities

## MYOBRACE® MEMBERSHIP PROGRAMS

The Myobrace® Membership Programs have been developed for dentists and orthodontists who would like a streamlined process for introducing myofunctional orthodontics into their practice. The program's global network is comprised of dentists and orthodontists who are united in the common desire to provide comprehensive and high-quality myofunctional orthodontic care to their patients. Being a part of the Myobrace® Membership Program allows practitioners access to MRC's own clinically developed educational and support tools.

### Why become a Myobrace® Member?

- Treat a wider range of patients.
- Increase patient flow in your practice.
- Less chair-side time required.
- Financial benefits for you and your patients.



For more info visit [www.myoresearch.com](http://www.myoresearch.com) or contact an MRC representative.

#### AUSTRALIA - HEAD OFFICE:

44 Siganto Drive Helensvale QLD 4212  
[australia.hq@myoresearch.com](mailto:australia.hq@myoresearch.com)  
Tel: 61 7 5573 5999 Fax: 61 7 5573 6333

#### EUROPE:

Gompenstraat 21c 5145 RM Waalwijk The Netherlands  
[info@myoresearch.nl](mailto:info@myoresearch.nl)  
Tel: 31 416 651 696 Fax: 31 416 652 745

#### USA:

9267 Charles Smith Avenue Rancho Cucamonga CA 91730  
[usa.hq@myoresearch.com](mailto:usa.hq@myoresearch.com)  
Tel: 1 909 587 4940 Fax: 1 909 945 3332



Visit [www.myoresearch.com](http://www.myoresearch.com)  
MYOBRACE® BY MYOFUNCTIONAL RESEARCH CO.



Myobrace\_AC\_1217\_ENG\_v4.0.5

# myobrace®

## MYOFUNCTIONAL ORTHODONTICS APPLIANCE CATALOGUE

Airway Dysfunction  
Craniofacial Development  
Dental Alignment



Look for the 'M' shaped box

The Myobrace® System, by Myofunctional Research Co. (MRC), is a highly developed Myofunctional Orthodontic System which combines habit correction, arch expansion and dental alignment into one integrated system. It satisfies the demand from parents for a less invasive way to straighten teeth without braces, while also allowing children to develop to their genetic potential.

[www.myoresearch.com](http://www.myoresearch.com)

It is not always possible to achieve all treatment goals. Treatment success is heavily dependent on the patient's compliance to Myobrace® treatment, their biological ability to change habits as well as growth patterns. Starting treatment early increases the chance of an optimum result.



# myobrace®

MYOFUNCTIONAL ORTHODONTICS

## Myofunctional Orthodontics

For more than 29 years, Myofunctional Research Co. (MRC) has recognised breathing disorders as the major cause of malocclusion, poor jaw growth and TMJ disorder. By effectively changing the way orthodontics for children is performed, the Myobrace® myofunctional orthodontic system, by MRC, fundamentally delivers airway and habit correction to resolve orthodontic problems.

*"The paucity of our present knowledge of etiology in orthodontics compels us to attack the cause and effect relationship from the wrong end - that of effect. By working backward we shall undoubtedly arrive at the beginning, someday. How nice it would be to approach it from the other end."*

Graber, T. M. (1962) Orthodontics; Principles & Practice, Chapter 6, Etiology of Malocclusion - Extrinsic or General factors.

## 75% of growing children have malocclusion and incorrect facial development. Soft Tissue Dysfunction is the major cause.

### What causes orthodontic problems

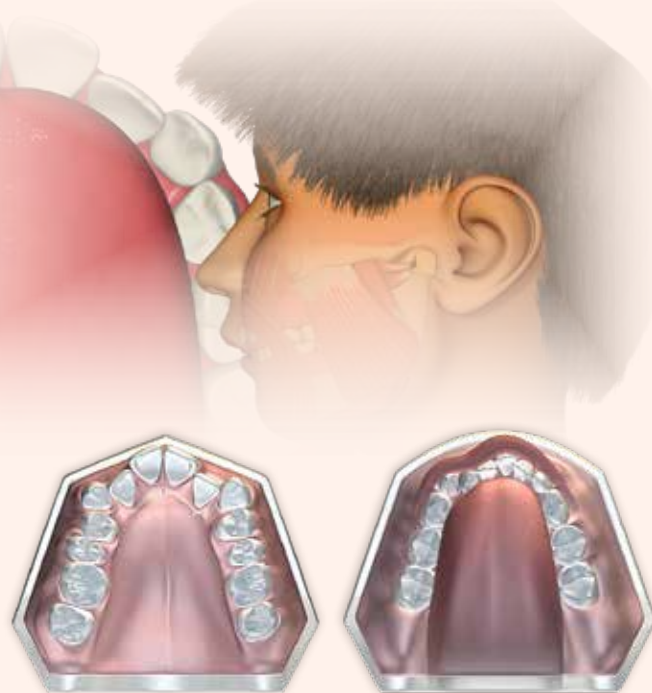
The majority of children now have crooked teeth, which is evident from three to five years of age and is often attributed to hereditary factors. However, rather than blame genetics for crooked teeth and poor jaw development, modern research has produced evidence that points to other causes.

Mouth breathing, incorrect tongue positioning, reverse swallowing and thumb sucking – known as incorrect myofunctional habits – are the real causes of malocclusion and poor cranio-facial growth.

If a child breathes through their mouth during the day or while sleeping at night, the tongue drops to the bottom of the mouth, which results in upper and lower jaw development problems.

This restricted development limits the space available for erupting teeth and prevents them from emerging into their ideal natural position.

*"You start treatment when you discover the poor oral habits that are going to create problems and you address the habits, not the teeth."* Dr Barry Raphael – Orthodontist (Clifton, New Jersey, USA)



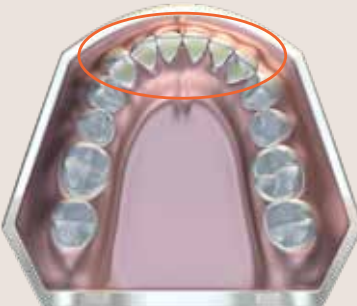
Incorrect tongue positioning restricts development of the maxilla causing crowding.

Reverse swallowing restricts mandibular development, causing crowding and class II.

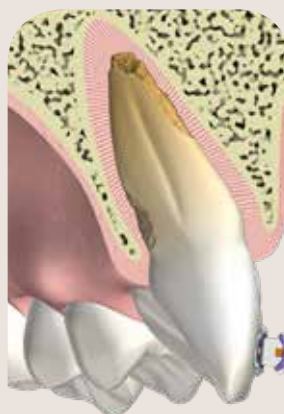
### Limitations of orthodontic treatment with braces

The orthodontic profession now recognises that although braces can effectively align the teeth, maintaining this alignment requires permanent retainers for life. In addition, research has found that damage to the roots (root resorption) occurs in virtually every case (Darendeliler, May 2011). Parents are increasingly questioning the effectiveness and safety of orthodontic treatment with braces.

**RELAPSE - up to 90%.** Relapse occurs in up to 90% of cases when retainers are removed. Little, R, et al. Vol 93, Issue 5, American Journal of Orthodontics, May 1988.



**RETENTION - for life.**  
The only way to ensure continued satisfactory alignment after treatment is through the use of fixed or removable retention for life. Little, R, et al. Vol 93, Issue 5, American Journal of Orthodontics, May 1988.



#### ENAMEL DAMAGE

When the braces are removed, the surface of the enamel can be permanently damaged.

Lovrov, S, et al. Vol 68, Issue 5, Journal of Orofacial Orthopedics, Sep 2007.

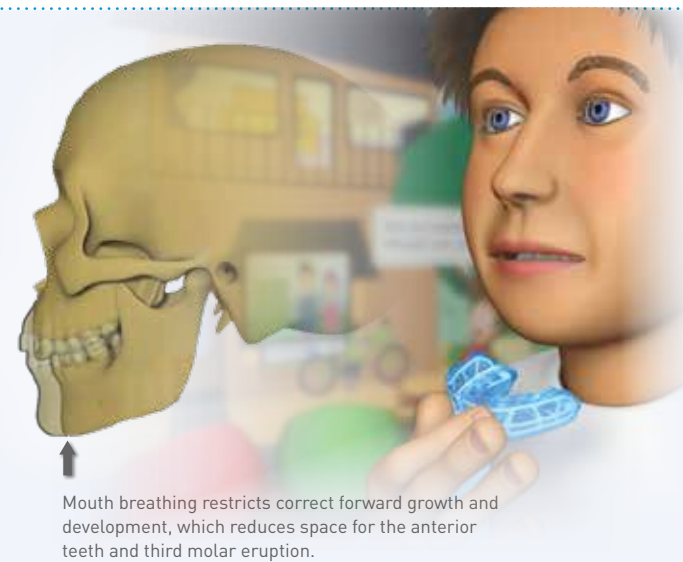
#### ROOT DAMAGE - 100%.

100% of cases can expect root resorption of up to 4mm.

Darendeliler, A, et al. Vol 139, Issue 5, American Journal of Orthodontics, May 2011.

## The Myobrace® System

Myofunctional Research Co. (MRC) fills the need for less mechanical and more biologically based, myofunctional pre-orthodontic treatment by offering a wide range of modalities that address the underlying causes of malocclusion and airway dysfunction. The Myobrace® myofunctional orthodontic system packages airway and habit correction, arch expansion and dental alignment into a comprehensive treatment system ideally suited to treat children aged 3-15 years. By focusing on the aetiological factors that cause malocclusion, the appliances aim to correct the poor myofunctional habits affecting the teeth, jaws and facial development, offering patients a more natural orthodontic solution.



Mouth breathing restricts correct forward growth and development, which reduces space for the anterior teeth and third molar eruption.

## How Myobrace® Appliances Work

Since 1989 MRC has pioneered the use of single-sized, pre-fabricated appliances using myofunctional habit correction while the child is still growing to improve jaw development. This allows the teeth to align correctly without the need for braces and has added health benefits as well.

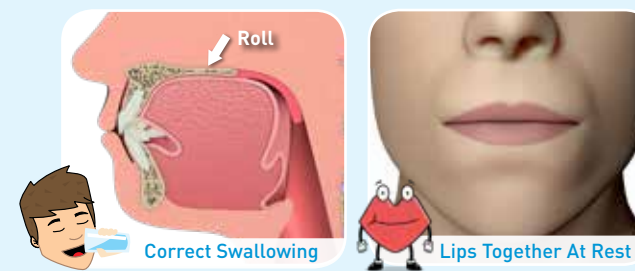
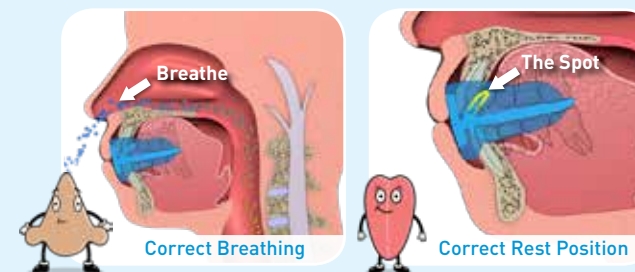
The fundamental keys to this treatment are obtaining correct nasal breathing, correcting tongue resting position, and retraining the oral muscles to function correctly. Along with habit correction, Myobrace® appliances apply light forces to the teeth to assist the teeth to align into their natural position, usually with no need for braces or extractions. The appliances are worn for just 1-2 hours each day, plus overnight while sleeping. A successful treatment outcome requires good patient compliance.

There are 3-4 stages of appliances that are designed for each dentition, which are specific to that age group. Myobrace® appliances effectively train the tongue to position correctly in the maxilla, retrain oral musculature and exert light forces to expand the jaws and align the teeth. The effect of the correct tongue position and patented Dynamicore™ develops the arch form, allowing better arch length and improving dental alignment.



### Treatment Goals:

- Correct nasal breathing.
- Correct function of oro-facial musculature.
- Correct arch form and tooth alignment.



*"What Myobrace does is treat the underlying causes of malocclusion - teaching children to breathe through their nose, put the tongue on the roof of the mouth and keeping the lips together, so the jaws can grow to their genetic potential, then there is plenty of room for the teeth to come in straight with the jaw relationship in Class I."* Dr Chris Farrell (Myofunctional Research Co. CEO and Founder)



Above: Case study using the Myobrace® for Teens appliance series with the BWS™ and lip trainer - see appliance selector on myoresearch.com. The Myobrace® routinely improves arch form, gains space and aligns the anterior teeth into a stable position. Class II correction with Myobrace® completed by correcting breathing and tongue position. More cases on www.myoresearch.com



# Myobrace® for Juniors



Use one hour daily plus overnight while sleeping.


- 1 Flexible material - for use in more extreme starting cases and for improved patient compliance and comfort.
- 2 Air spring - allows gentle and active stimulation to the growing facial and jaw muscles.
- 3 Tongue tag, guard and elevators - train the tongue to position properly and prevent thumb sucking.
- 4 Extended lip bumper - discourages strong, overactive lip muscles.

## Primary dentition

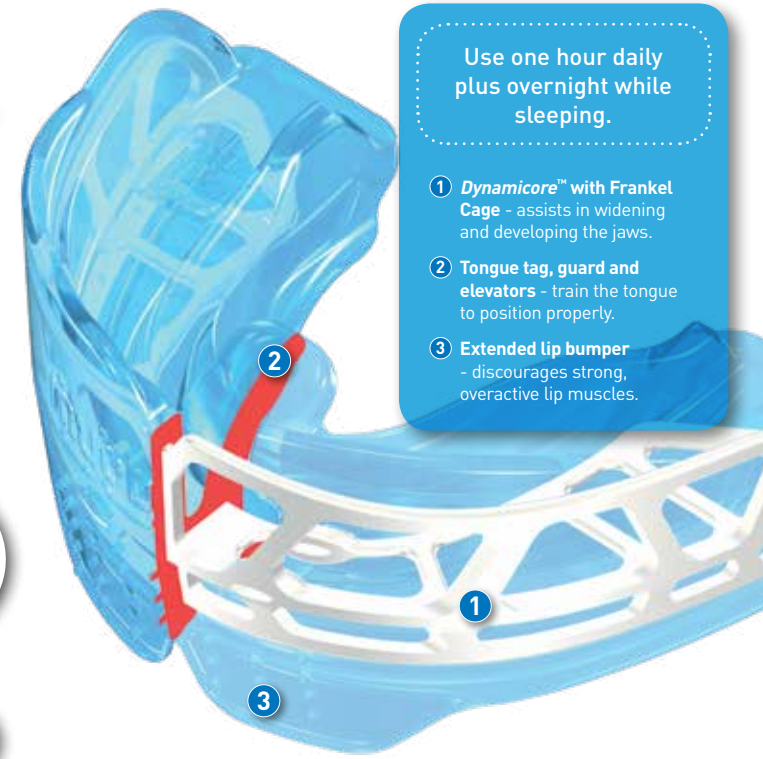
Myobrace® for Juniors is a three-stage appliance system designed specifically to correct poor oral habits while treating upper and lower jaw development problems. Myobrace® for Juniors is most effective in the primary dentition from as early as three to six years of age. For assistance with appliance selection, use the 'Appliance Selector' feature on [myoresearch.com](http://myoresearch.com)

### Designed for:

- Correcting (mouth) breathing problems.
- Correcting tongue position and swallowing patterns.
- Exercising the jaw muscles.
- Replacement for pacifier/dummy.
- Improving natural arch development.
- Early treatment of open bites and cross-bites.



# Myobrace® for Kids



Use one hour daily plus overnight while sleeping.


- 1 Dynamicore™ with Frankel Cage - assists in widening and developing the jaws.
- 2 Tongue tag, guard and elevators - train the tongue to position properly.
- 3 Extended lip bumper - discourages strong, overactive lip muscles.

## Mixed Dentition

Myobrace® for Kids is a three-stage appliance system designed specifically to correct mouth breathing and poor oral habits, which assists in treating upper and lower jaw development problems. This allows the permanent teeth to align into their natural position. Most effective in the early to mixed dentition stage, 6 – 10 years. For assistance with appliance selection, use the 'Appliance Selector' feature on [myoresearch.com](http://myoresearch.com)

### Designed for:

- Class II Division 1 + 2 malocclusion.
- Anterior (upper + lower) crowding.
- Deep bite.
- Open bite.



### 3 - 6 YEARS

All Myobrace® appliances are designed to correct habits, develop the maxilla and mandible, and align the teeth. Each stage focuses on a particular treatment goal.




#### HABIT CORRECTION

Establish nasal breathing.

#### STAGE 1



4-6 months



The J1 is available in medium and large and comes in pink and blue.  
J1 APPLIANCE - PERSPECTIVE VIEW (left)  
J1 - CROSS SECTION (above)

#### MYOBACE® J1

The J1 focuses on establishing nasal breathing and myofunctional habit correction. It is soft and flexible which gives the best compliance, adapts to any arch form and malocclusion. It features anterior breathing holes to allow minimal mouth breathing at the beginning of treatment and the posterior air spring encourages cranio-mandibular muscle exercising.


Only move to the J2 when the J1 stays in at night and nasal breathing is established.




#### ARCH DEVELOPMENT

Establish correct tongue position.

#### STAGE 2



4-6 months



The J2 is available in medium and large and comes in pink and blue.  
J2 APPLIANCE - TOP VIEW (left)  
J2 - CROSS SECTION (above)

#### MYOBACE® J2

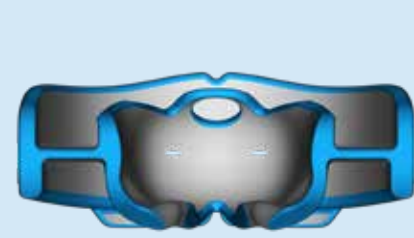
The J2 focuses on arch development as well as continuing habit correction. It has minimal breathing holes since nasal breathing is established in the previous stage. It focuses on establishing correct tongue resting position and correct swallowing. The J2 is made from medium hardness material which assists in developing the arch form and the correct jaw relationship. Only move to the J3 when the above goals are established.



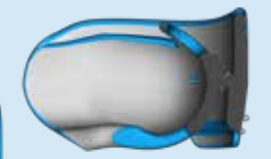
#### JAW ALIGNMENT AND RETENTION

Maintain correct lip posture and swallow.

#### STAGE 3



4-6 months



The J3 is available in medium and large and comes in pink and blue.  
J3 APPLIANCE - REAR TECHNICAL VIEW (left)  
J3 - CROSS SECTION (above)

#### MYOBACE® J3

The J3 focuses on finalising jaw development, correct arch form and habit correction. The J3 material is harder and intended to apply more force to the teeth and jaws for better alignment, optimising the arch form for the erupting permanent anterior teeth. The wider tongue tag hole allows the tongue to sit in its natural position directly on the correct spot. Move to the Myobrace® for Kids series if further treatment is needed in the mixed dentition.

### 6 - 10 YEARS

All Myobrace® appliances are designed to correct habits, develop the maxilla and mandible, and align the teeth. Each stage focuses on a particular treatment goal.




#### HABIT CORRECTION

Establish nasal breathing.

#### STAGE 1



4-6 months



The K1 is available in three sizes and comes in pink, blue and clear.  
K1 APPLIANCE - PERSPECTIVE VIEW (left)  
K1 - CROSS SECTION (above)

#### MYOBACE® K1

The K1 focuses on establishing nasal breathing and myofunctional habit correction.

It is soft and flexible which gives the best compliance, adapts to any arch-form and malocclusion, as well as optimises staying in place at night.

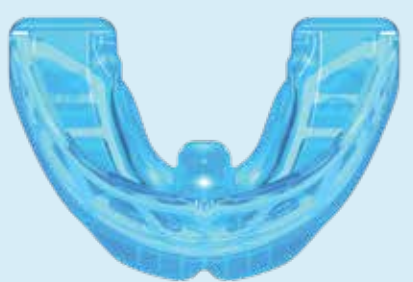
Only move to the K2 when the K1 stays in at night and nasal breathing is established.



#### ARCH DEVELOPMENT

Establish correct tongue position.

#### STAGE 2



4-6 months



The K2 is available in three sizes and comes in pink, blue and clear.  
K2 APPLIANCE - TOP VIEW (left)  
K2 - CROSS SECTION (above)

#### MYOBACE® K2

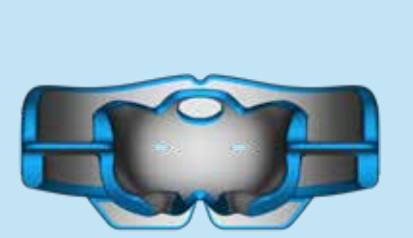
The K2 focuses on arch development and continuing habit correction. It features a Dynamicore™ which assists in developing the upper and lower arch form, allowing more room to establish the correct tongue resting position and correct swallowing patterns. Only move to the K3 when the arch form is improved, correct tongue position and swallowing patterns have been established, along with good dental alignment.



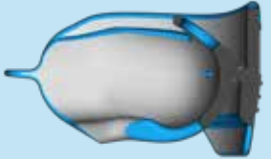
#### FINAL ALIGNMENT AND RETENTION

Maintain correct lip posture and swallow.

#### STAGE 3



4-6 months



The K3 is available in three sizes and comes in pink, blue and clear.  
K3 APPLIANCE - REAR TECHNICAL VIEW (left)  
K3 - CROSS SECTION (above)

#### MYOBACE® K3

The K3 focuses on completing habit correction, final tooth alignment and retention with its firmer polyurethane construction. The hollow tongue tag facilitates final tongue position directly on the correct spot. It also acts as a retainer until the permanent dentition erupts. The K3 can be replaced with transition to the T3 and T4 for final dental alignment in the developing permanent dentition.



# Myobrace® for Teens

## DEVELOPING PERMANENT DENTITION

### Myobrace® for Teens

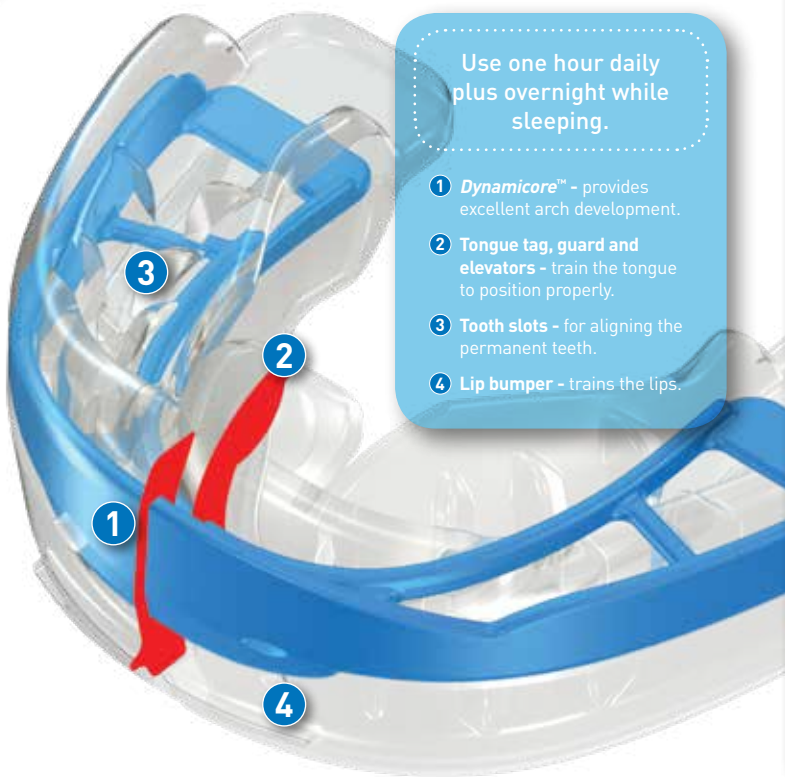
Myobrace® for Teens is a four-stage Myofunctional Orthodontic system designed to replace the need for complex orthodontics with braces and extractions. The primary goal is to correct mouth breathing and poor myofunctional habits which cause malocclusion, while the stage 3 (T3) appliance guides the permanent teeth to erupt into their natural correct alignment in the developing dentition stage. If compliance is good, braces are usually not required.

#### Designed for:

- Treating malocclusion in the late mixed dentition.
- Class II Division 1 + 2 malocclusion.
- Anterior (upper + lower) crowding.
- Deep bite.
- Open bite.

Use one hour daily plus overnight while sleeping.

- 1 **Dynamicore™** - provides excellent arch development.
- 2 **Tongue tag, guard and elevators** - train the tongue to position properly.
- 3 **Tooth slots** - for aligning the permanent teeth.
- 4 **Lip bumper** - trains the lips.



10 - 15 YEARS

All Myobrace® appliances are designed to correct habits, develop the maxilla and mandible, and align the teeth. Each stage focuses on a particular treatment goal.



HABIT CORRECTION

Establish nasal breathing.

STAGE 1



4-6 months

The T1 is available in medium and large.  
T1 APPLIANCE - PERSPECTIVE VIEW (left)  
T1 - CROSS SECTION (above)

#### MYOBACE® T1

The T1 focuses on establishing nasal breathing and myofunctional habit correction.

It is soft and flexible which gives the best compliance, adapts to any arch form and malocclusion, and optimises staying in place at night.

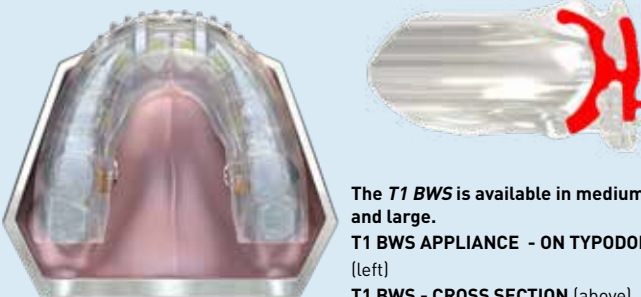
Only move to the T2 when the T1 stays in at night and nasal breathing is established.



ARCH DEVELOPMENT

Establish nasal breathing and correct arch form.

STAGE 1



The T1 BWS is available in medium and large.  
T1 BWS APPLIANCE - ON TYODONT (left)  
T1 BWS - CROSS SECTION (above)

#### MYOBACE® T1 BWS

The T1 BWS is designed to be used with the Farrell Bent Wire System™ (BWS™) to obtain more rapid arch development. It focuses on establishing nasal breathing and myofunctional correction, while the Bent Wire System™ expands the arch form to allow more room for the correct tongue position.

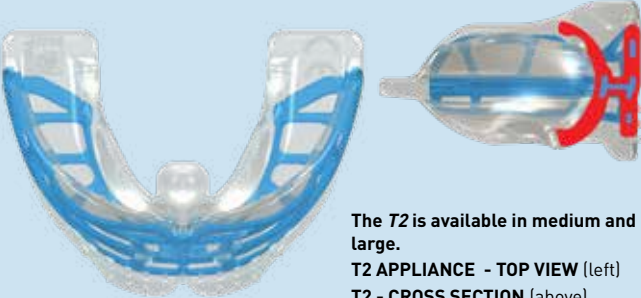
Once the sufficient space in the upper arch form is obtained, the BWS™ is removed and treatment progresses to the Myobrace® T2.



ARCH DEVELOPMENT

Establish correct tongue position, lip posture and swallow.

STAGE 2



4-6 months

The T2 is available in medium and large.  
T2 APPLIANCE - TOP VIEW (left)  
T2 - CROSS SECTION (above)

#### MYOBACE® T2

The T2 focuses on obtaining and maintaining correct arch development with the Dynamicore™ specific to this age group, which has extra elements in the anterior region to promote further development of the anterior arch form. This allows space for the tongue to establish the correct resting position and swallowing patterns, which improves dental alignment. Only move to the T3 when all the above goals are established.



DENTAL ALIGNMENT

Tooth alignment once habits and compliance are good.

STAGE 3



4-6 months



The T3 is available in seven sizes.

T3 APPLIANCE - TOP VIEW (left)  
T3 - CROSS SECTION (above)

#### MYOBACE® T3

The T3 is the tooth alignment stage of treatment. The Dynamicore™ acts as an arch wire and the tooth slots increase arch length, along with assisting dental alignment. Compliance with the T3 is essential to prevent losing arch form space, which occurs when the appliance is not worn regularly. The T3 predominately focuses on dental alignment, but still has habit correction features similar to the T1 and T2. Move to the T4 when satisfactory dental alignment has been achieved.



DENTAL ALIGNMENT

Tooth alignment once habits and compliance are good.

STAGE 3



The T3N is available in seven sizes.

T3N APPLIANCE - TOP VIEW (left)  
T3N - CROSS SECTION (above)

#### MYOBACE® T3N

The T3N is identical to the T3, except it does not contain the inner Dynamicore™. This makes it more flexible with better retention. It is suitable in some cases to use initially at night time while sleeping, in conjunction with use of the T3 during the day. An alternative is to use the T2 at night and the T3 during the day for 1-2 months, followed by the T3 at all times. Move to the T4 at night after 2 months when it remains in the mouth every night.



RETENTION

Retain dental alignment while maintaining correct habits.

STAGE 4



4-6 months



The T4 is available in medium and large.

T4 APPLIANCE - REAR TECHNICAL VIEW (left)  
T4 - CROSS SECTION (above)

#### MYOBACE® T4

The T4 is the final appliance in the Teens series, which continues all habit corrections, retains the dental alignment and reinforces good lip posture and nasal breathing. The T4 focuses on final alignment of the teeth and jaws, and is used as a retainer when treatment is completed.

The hollow tongue tag encourages the tongue to position on the spot. It can be used as a long-term retainer.

#### Myobrace® for Teens Appliance Sequence



Establish nasal breathing and correct arch form.

Establish correct tongue position, lip posture and swallow.

Tooth alignment once compliance and habits are at an acceptable level.

Retain dental alignment while maintaining correct habits.

#### Case Study - Treatment using the Myobrace® for Teens Appliance Series

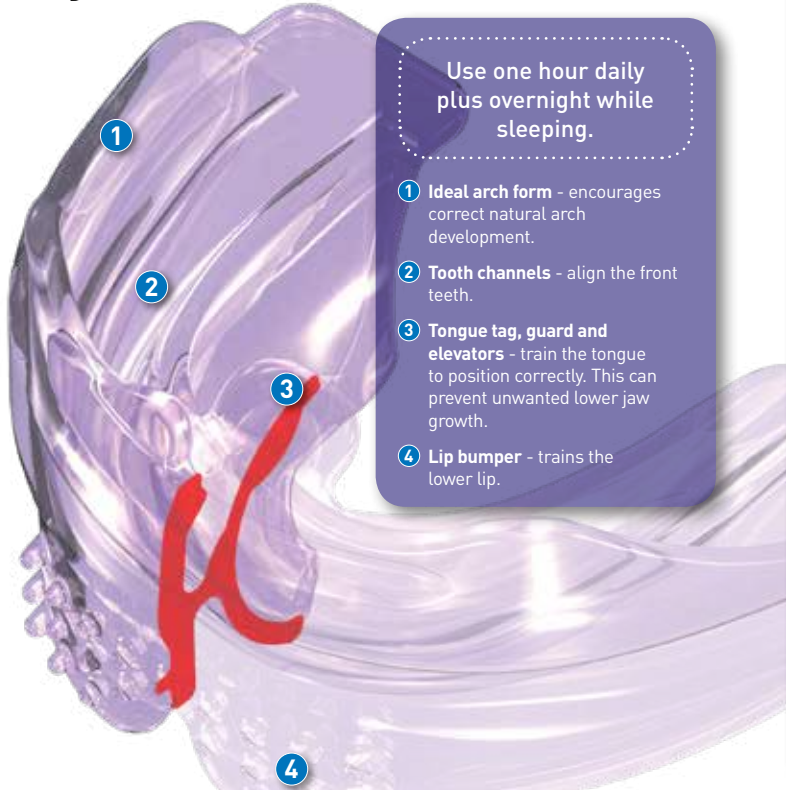


This patient had a severe Class II malocclusion at age 13 years and 6 months. The Myofunctional Orthodontic Evaluation (MOE) indicated that the patient was a mouth breather with a reverse swallowing pattern and aberrant lip function.

Significant improvements to the dental alignment and facial development occurred after 12 months, using the Myobrace® for Teens series to establish nasal breathing and correct myofunctional habits. Complete Class II correction.



# Myobrace® for Adults



Use one hour daily plus overnight while sleeping.

- 1 **Ideal arch form** - encourages correct natural arch development.
- 2 **Tooth channels** - align the front teeth.
- 3 **Tongue tag, guard and elevators** - train the tongue to position correctly. This can prevent unwanted lower jaw growth.
- 4 **Lip bumper** - trains the lower lip.

## PERMANENT DENTITION

*Myobrace® for Adults* is a three-stage appliance system for the permanent dentition. For the adult patient, all the growth has taken place and the teeth are in their most stable position. Mouth breathing and incorrect swallowing habits have been established over many years and are more difficult to correct. For these reasons, results in adults are not as predictable as with children. The *Myobrace® for Adults* appliance series incorporates the same features of *MRC's* proven appliance design principles. Can also be used with the *Farrell Bent Wire System™*.

### Designed for:

- Treating most malocclusions in adult patients.
- Mild to medium upper and lower anterior crowding.
- Treatment of relapse of anterior alignment after orthodontic treatment with braces.
- Moderate Class II Division 1 and Division 2.

15 YEARS+

All *Myobrace®* appliances are designed to correct habits, develop the maxilla and mandible, and align the teeth. Each stage focuses on a particular treatment goal.

### A<sup>1</sup>

HABIT CORRECTION

Establish nasal breathing.

STAGE 1



4-6 months

The *A1* is available in medium and large and comes in purple and clear.

**A1 APPLIANCE - PERSPECTIVE VIEW** (left)

**A1 - CROSS SECTION** (above)



### MYOBACE® A1

The *A1* focuses on establishing nasal breathing and myofunctional habit correction. It is soft and flexible which gives the best compliance, adapts to any arch form and malocclusion, and optimises staying in place at night.

Only move to the *A2* when the *A1* stays in at night and nasal breathing is established. The *A1* can be combined with the *Farrell Bent Wire System™ (BWS™)* if the arch form is narrow.

### A<sup>2</sup>

ARCH DEVELOPMENT

Establish correct tongue position.

STAGE 2



4-6 months

The *A2* is available in medium and large and comes in purple and clear.

**A2 APPLIANCE - TOP VIEW** (left)

**A2 - CROSS SECTION** (above)



### MYOBACE® A2

The *A2* provides arch development, habit correction and dental alignment due to the medium hardness polyurethane material used. The harder material puts more force on the anterior teeth to improve their alignment. The focus of the *A2* is to establish correct tongue position and swallowing in the adult patient.

Move to the *A3* once all the habit correction goals above have been completed.

### A<sup>3</sup>

FINAL ALIGNMENT AND RETENTION

Maintain correct lip posture and swallow.

STAGE 3



4-6 months

The *A3* is available in medium and large and comes in purple and clear.

**A3 APPLIANCE - REAR TECHNICAL VIEW** (left)

**A3 - CROSS SECTION** - (above)



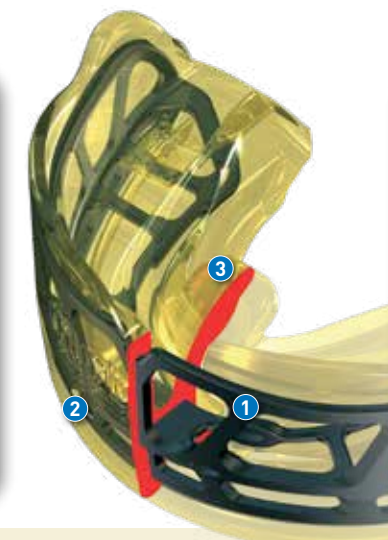
### MYOBACE® A3

The *A3* provides final alignment and retention. Its firm polyurethane construction provides additional tooth alignment and retention, as well as additional final habit correction. The hollow tongue tag allows finalised tongue position on the correct spot.

Optimum final alignment can be achieved with braces or sequential aligners combined with the *Myobrace® for Braces* series.

## MIXED DENTITION CIII Myobrace for Interceptive Class III™

The majority of class III malocclusions are a result of a deficient maxilla due to mouth breathing and a lowered tongue posture. This results in both skeletal and dental class III malocclusions. The *Myobrace® Interceptive Class III* appliance system is specifically designed to correct Class III malocclusions. Most effective in the early mixed dentition (ages 5-8). The appliance has additional offset to improve dental correction of anterior crossbite.



Use one hour daily plus overnight while sleeping.

- 1 **Dynamiccore™ with Frankel Cage** - assists in widening the upper jaw, allowing more space for the tongue.
- 2 **Small breathing holes and dual arch form** - prevent mouth breathing, which is common in most Class III cases.
- 3 **Tongue tag, guard and elevators** - train the tongue to position correctly. This can prevent unwanted lower jaw growth.

5-8 YEARS

All *Myobrace®* appliances are designed to correct habits, develop the maxilla and mandible, and align the teeth. Each stage focuses on a particular treatment goal.

### i-3<sup>N</sup>

HABIT CORRECTION

Establish nasal breathing.

STAGE 1



4-6 months



The *i-3N* is available in three sizes and comes in yellow and clear.

**i-3N APPLIANCE - PERSPECTIVE VIEW** (left)

**i-3N - CROSS SECTION** (above)

### MYOBACE® i-3N

The *i-3N* focuses on establishing nasal breathing and myofunctional habit correction. It is soft and flexible which gives the best compliance, adapts to any arch-form and malocclusion, and optimises staying in place at night.

Only move to the *i-3®* when the *i-3N* stays in at night and nasal breathing is established.

### i-3®

ARCH DEVELOPMENT

Establish correct tongue position.

STAGE 2



4-6 months



The *i-3®* is available in three sizes and comes in yellow and clear.

**i-3® APPLIANCE - TOP VIEW** (left)

**i-3® - CROSS SECTION** (above)

### MYOBACE® i-3®

The *i-3®* focuses on arch development and continuing habit correction. It features a *Dynamiccore™* that has the Frankel effect, which assists in developing the upper arch form. This helps to correct the class III malocclusion. Only move to *i-3H* when arch form has improved and tongue resting position and correct swallowing patterns are established with good dental alignment.

### i-3<sup>H</sup>

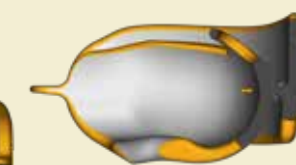
FINAL ALIGNMENT AND RETENTION

Maintain correct lip posture and swallow.

STAGE 3



4-6 months



The *i-3H* is available in three sizes and comes in yellow and clear.

**i-3H APPLIANCE - REAR TECHNICAL VIEW** (left)

**i-3H - CROSS SECTION** (above)

### MYOBACE® i-3H

The *i-3H* focuses on completing habit correction, class III correction, final tooth alignment and retention with its firmer polyurethane construction.

The hollow tongue tag facilitates final tongue position directly on the correct spot.

### i-3<sup>P</sup>

PERMANENT DENTITION

Myofunctional habit correction and dental class III correction.



The *P-3®* is available in three sizes (small, medium, large) and comes in clear and green.

**P-3® APPLIANCE - PERSPECTIVE VIEW** (left)

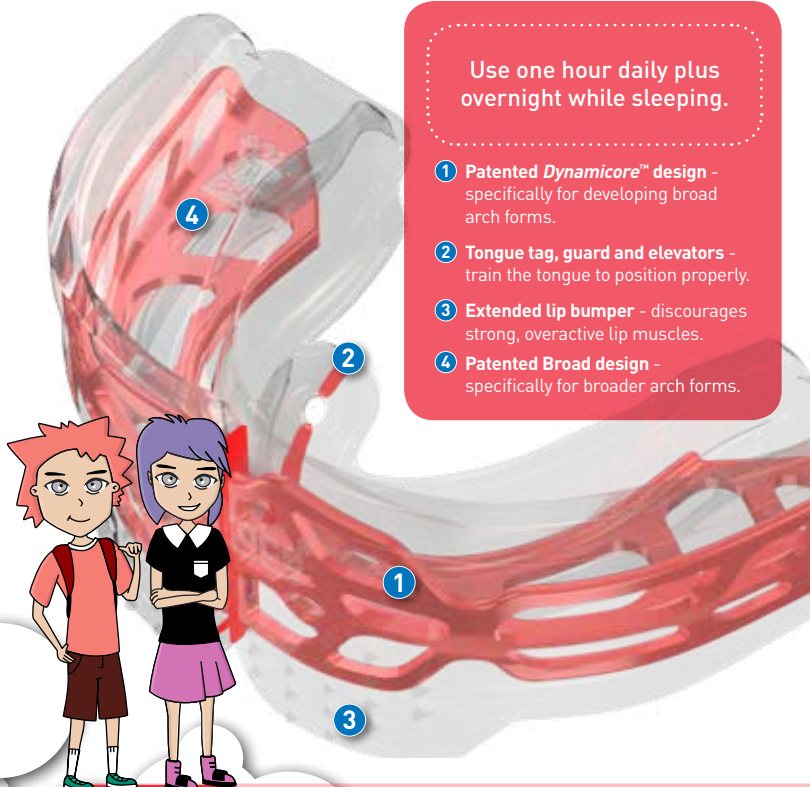
**P-3® - CROSS SECTION** (above)

### MYOBACE® P-3® PERMANENT DENTITION

The *P-3®* is intended for the permanent dentition where skeletal class III is difficult to correct. The focus of the *P-3®* is dental class III, anterior crossbite correction where possible. It provides habit correction (correction of mouth breathing and swallowing habits) and the additional 3mm offset\* between the upper and lower anterior arch form provides dental class III correction. Note: class III correction in permanent dentition is not always possible.



# Myobrace® for Kids - Broad



Use one hour daily plus overnight while sleeping.

- 1 Patented *Dynamicore™* design - specifically for developing broad arch forms.
- 2 Tongue tag, guard and elevators - train the tongue to position properly.
- 3 Extended lip bumper - discourages strong, overactive lip muscles.
- 4 Patented Broad design - specifically for broader arch forms.

## mixed Dentition

The *Myobrace® for Kids - Broad* appliance series is a three-stage system with a specialised arch form for specific genetic and racial groups. This wider arch form is prevalent in many Asian countries, as well as Central and Latin American groups. The appliance is characterised by its flatter anterior arch form with wider canine area, and a more flared posterior arch form. Ultimately, the natural arch form is determined by the tongue position and the *K Broad* series treats breathing, corrects tongue positioning and arch form.



### Designed for broad arch forms with:

- Class II Division 1 + 2 malocclusion.
- Class III.
- Anterior (upper + lower) crowding.
- Deep bite.
- Open bite.

6 - 12 YEARS

All *Myobrace®* appliances are designed to correct habits, develop the maxilla and mandible, and align the teeth. Each stage focuses on a particular treatment goal.



HABIT CORRECTION

Establish nasal breathing.

STAGE 1



4-6 months

The *K1 BROAD* is available in medium and large and comes in clear and yellow.  
**K1 BROAD APPLIANCE - PERSPECTIVE VIEW** (left)  
**K1 BROAD - CROSS SECTION** (above)

### MYOBACE® K1 BROAD

The *K1 Broad* focuses on establishing nasal breathing and myofunctional habit correction.

It is soft and flexible which gives the best compliance, adapts to any arch form and malocclusion, and optimises staying in place at night.

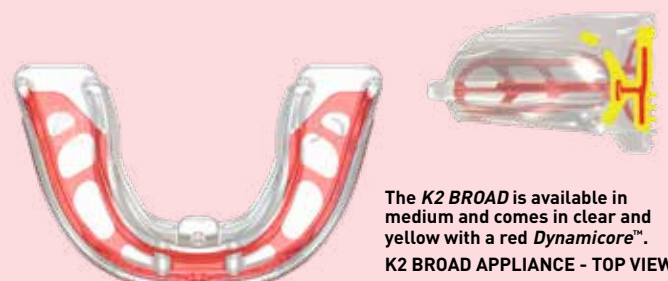
Only move to the *K2 Broad* when the *K1 Broad* stays in at night and nasal breathing is established.



ARCH DEVELOPMENT

Establish correct tongue position.

STAGE 2



4-6 months

The *K2 BROAD* is available in medium and comes in clear and yellow with a red *Dynamicore™*.  
**K2 BROAD APPLIANCE - TOP VIEW** (left)  
**K2 BROAD - CROSS SECTION** (above)

### MYOBACE® K2 BROAD

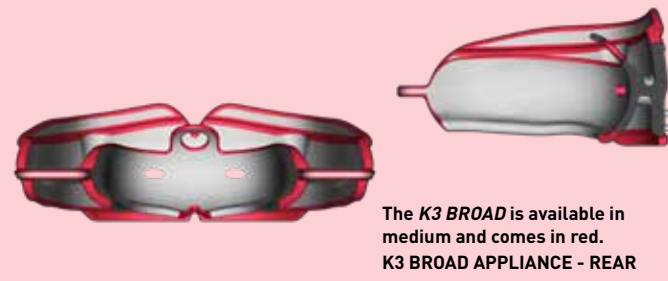
The *K2 Broad* focuses on arch development and continuing habit correction. The *K2 Broad* features a *Dynamicore™* which assists in developing the upper and lower arch form. This allows more space to establish correct tongue position and correct swallowing. This, in turn, improves dental alignment. Move to *K3 Broad* when arch form is improved, as well as tongue resting position and correct swallowing patterns are established.



FINAL ALIGNMENT AND RETENTION

Maintain correct lip posture and swallow.

STAGE 3



4-6 months

The *K3 BROAD* is available in medium and comes in red.  
**K3 BROAD APPLIANCE - REAR TECHNICAL VIEW** (left)  
**K3 BROAD - CROSS SECTION** (above)

### MYOBACE® K3 BROAD

The *K3 Broad* focuses on completing habit correction, final tooth alignment and retention with its firmer polyurethane construction.

The hollow tongue tag facilitates final tongue position directly on the correct spot.

# Speciality Appliances

FOR ALL AGES



IMPROVE LIP COMPETENCY

The *Lip Trainer™* is designed to establish an adequate lip seal and strengthen lip muscles. Some patients may show signs of lip incompetency or poor muscle tone around the lips (Orbicularis oris muscle). The *Lip Trainer™* improves lip seal, strengthens and stretches the lip muscles to reduce over activity when swallowing. It can be issued at any stage throughout treatment as an adjunct to the other *Myobrace®* appliances.



The *Lip Seal Trainer* is designed to establish an adequate lip seal, which is essential to establish nasal breathing. Used in conjunction with the *Lip Trainer™*.



## Arch Development - AGES 8 to 15+ (MIXED AND PERMANENT DENTITION)



FOR ANTERIOR ARCH DEVELOPMENT SIMULTANEOUSLY WITH MYOBACE®

UPPER AND LOWER

**BWS™:** The *Farrell Bent Wire System™* (BWS™) is a light-wire appliance that produces arch development when used in combination with *MRC's* appliances (the *Trainer* or *Myobrace®* systems). It is particularly effective in gaining anterior arch expansion. In the late mixed dentition, most of the jaw growth is completed. Extra expansion is needed to establish more space for the teeth and correct positioning of the tongue. The *Myobrace® T2* can achieve this however, the *BWS™* combined with the *T1 BWS* can obtain this result quicker and more effectively.



UPPER BWS™ APPLIANCE



BWS™ ON TYPODONT



T1 BWS & BWS™ ON TYPODONT

BIOBLOC ORTHOTROPICS

**The Biobloc System:** A narrow arch form in the mixed dentition requires arch expansion, which creates more room for the tongue and allows all of *MRC's* appliances to work more efficiently. One disadvantage of the *Biobloc* is that it occupies the tongue space and cannot be used simultaneously with *MRC's* appliances.



Biobloc - Stage 1



Biobloc - Stage 2



Biobloc - Stage 3

UPPER AND LOWER ARCH DEVELOPMENT

MYOLAY™

OCCUSAL ALIGNMENT

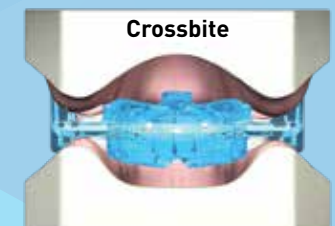
**Myolay™** is a composite buildup technique used to assist in arch development and jaw alignment in combination with *The Myobrace® System*. The *Myolay System™* involves building up of the four lower deciduous molars by 2-4 mm with composite to assist in arch development, Class II and Class III correction, as well as cross-bite correction.



Class II Combined with K2



Class III Combined with i-3®



Crossbite Combined with K2

UPPER AND LOWER JAW DEVELOPMENT